


GN SU

GENESIS SU



The concealed sash system is the solution preferred by designers, enabling "covering of windows" in aluminium-glass structures. With the use of this type of opening solution, openable and fixed lites look identical from the outside.

GN SU

The three-chamber window system with thermal insulation featuring a specially designed frame shape covering the entire height of the sash profile.

A wide range of glazing allows the use of all types of single and double-chamber, acoustic insulated or anti-burglary window panes.

There are 2 options of movable posts: standard and a narrow post for greater light passage.

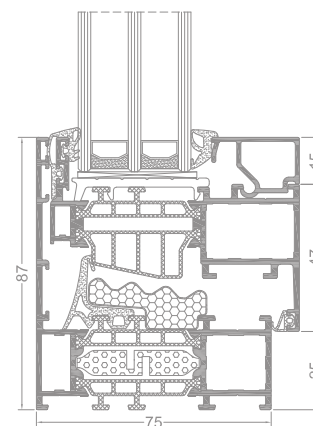
Profile drainage available in two options: traditional and concealed.

Option of profile bending (detailed specification of profiles and details of technical parameters of profile bending – available in the authorised zone at www.aliplast.pl).

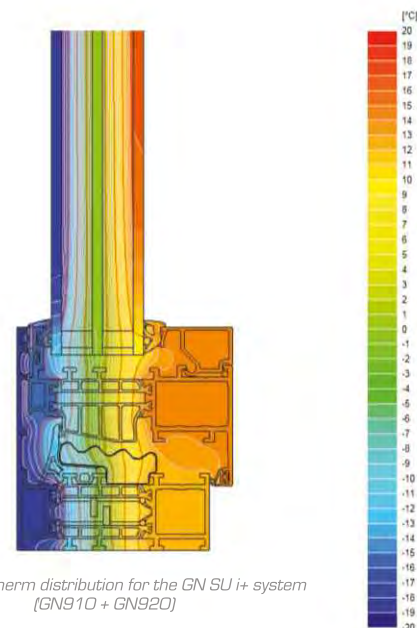
The concealed sash system is the solution preferred by designers, enabling "covering of windows" in aluminium-glass structures. With the use of this type of opening solution, openable and fixed lites look identical from the outside.

Low threshold option available for single and double, rectangular balcony doors (structures with the use of dedicated profiles).

Wide range of colours – RAL palette (Qualicoat 1518), texture colours, Aliplast Wood Colour Effect (wood-like colours), Aliplast Loft View – colours imitating stone surfaces (Qualideco PL-0001), anodized colour (Qualanod 1808), bi-colour.



cross-section of the GN SU i+ window (GN910 + GN920)



example isotherm distribution for the GN SU i+ system (GN910 + GN920)

TECHNICAL SPECIFICATION

SYSTEM	MATERIAL	DEPTH OF FRAME	DEPTH OF LEAF	GLAZING RANGE	TYPE OF WINDOWS	TYPE OF DOORS
GN SU	aluminium / polyamid	75 mm	79,5 mm	max 62 mm fixed 59 mm	tilt and turn	_____

PERFORMANCE

SYSTEM	THERMAL INSULATION U_f *	AIR PERMEABILITY	WINDLOAD RESISTANCE	WATERTIGHTNESS
GN SU	U_f from 1,47 W/m ² K	Class 4; EN 12207	Class C5/B5 (2000 Pa); EN 12210	Class E1950 (1950 Pa); EN 12208
GN SU i	U_f from 0,82 W/m ² K	Class 4; EN 12207	Class C5/B5 (2000 Pa); EN 12210	Class E1950 (1950 Pa); EN 12208
GN SU i+	U_f from 0,79 W/m ² K	Class 4; EN 12207	Class C5/B5 (2000 Pa); EN 12210	Class E1950 (1950 Pa); EN 12208

* Thermal insulation performance depends on the combination of profile structures and infill thickness.